



ENHANCED  
PERFORMANCE


## BM50/60

Discover the balance between efficiency and performance. Introducing the **BM50 & 60** – the ideal choice when you need enhanced performance without compromising quality: more cups served, and a wide range of beverages.

With the choice of a larger water tank to ensure uninterrupted service throughout the day, this machine is the perfect fit for workplace and retail environments. It has customisable menu choices enabling the user to create their very own, personalised drink options that can be accessed effortlessly at the touch of a button.



The machine design seamlessly compliments any location and its compact, space saving features make it suitable for all locations. Easy to operate and clean thanks to its intuitive interface and user-friendly design, this machine consistently delivers a rich and flavourful cup, every time!



### INCREASED CAPACITY

*Increased capacity, yet compact design. Large 6ltr water tank (BM60) for uninterrupted service. 7" colour touchscreen display, displays up to 20 drinks.*



### HIGH QUALITY BREWING

*2 customisable operator modes. Easily programmable drink options. Create your own, personal menu choices.*



### FRESH MILK SYSTEM

*Simultaneous coffee and milk/foam dispense for increased speed of service. Innovative Steam Tech milk foam system delivers high quality beverages.*

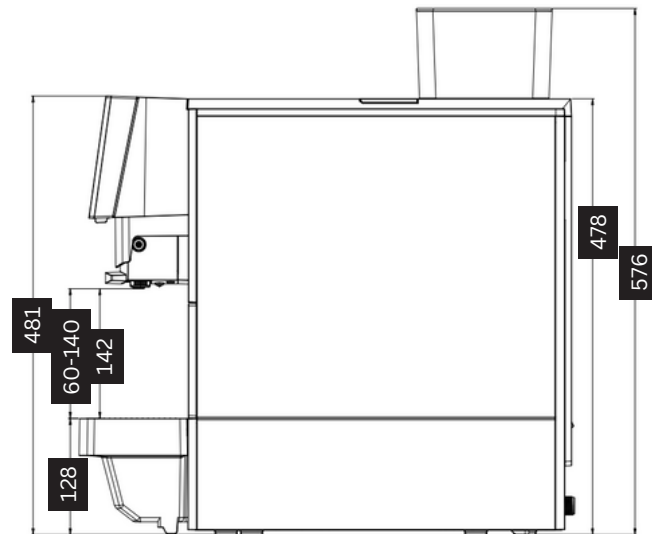
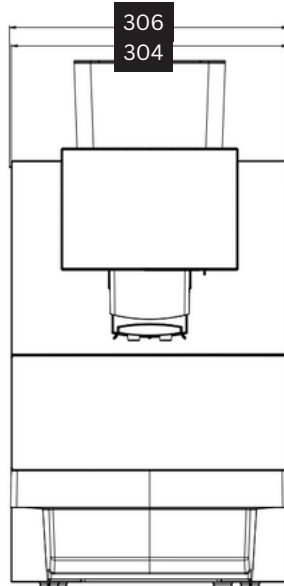
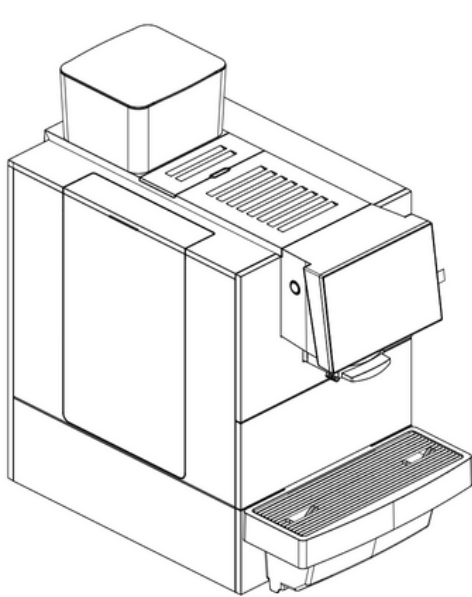


01582 237847



[sales@bestir.uk](mailto:sales@bestir.uk)

Specification	BM50 & BM60
Recommended Daily Output	60+ Cups per day
Recommended Max Cup Size	12oz
Bean Hopper Capacity	750g
Decaf Function	Via grounds chute
Water Tank Capacity	2L (BM50) 6L (BM60)
Milk Supply	Via external cooler or bottle
Power Connection	230v / 2700w - 3100w
Dimensions (DxWxH)	559 x 304 x 572mm (BM50) 559 x 391 x 572mm (BM60)
Net Weight	18kg (BM50) 20kg (BM60)
Beverages	Espresso, Double Espresso, Americano, Cafe Creme, Cortado, Macchiato, Cafe Latte, Cappuccino, Flat White, Hot Milk, Hot Milk Foam, Hot Water
Screen Size	7 inch colour
Espresso Brewer Capacity	Up to 14g
Drip Tray Capacity	2L (or connect to mains drainage)
Grounds Waste Container Capacity	35 portions
Coffee Outlet (Height)	Adjustable 75mm -155mm
Thermoblock Quantity	Dual
Water Supply	Fixed water or internal tank



### C2 COOLER

D291xW241xH361mm



### C4 FRIDGE

D450xW220xH454mm



Options	
Colour Options	Silver or Gold
Built in Water Filter	Optional
Mains Water	Both Models
Mains Drainage	Optional
Knock Through Grounds	Optional
Accessories	Capacity
C4 Milk Fridge	4L
C2 Milk Cooler	2L



01582 237847



sales@bestir.uk