

Coffee

Leaf Tea

Decaff Coffee

Hot Chocol

6



Espresso

7



Capp

8




9



NEO CRYSTAL - A SENSORY EXPERIENCE

Hot Beverage Solutions for a changing World



COFFETE*k*
LIMITED



AZKOYEN[®]
GROUP

Index

INTRODUCTION		P 03
MEET NEO		P 04
ANATOMY		P 05
PLANET		P 06
TECHNICAL DATA		P 07
THE LINE-UP		P 08
COMMON CONFIGURATION		P 09
BEVERAGE MENU		P 10
INTEGRATION		P 11

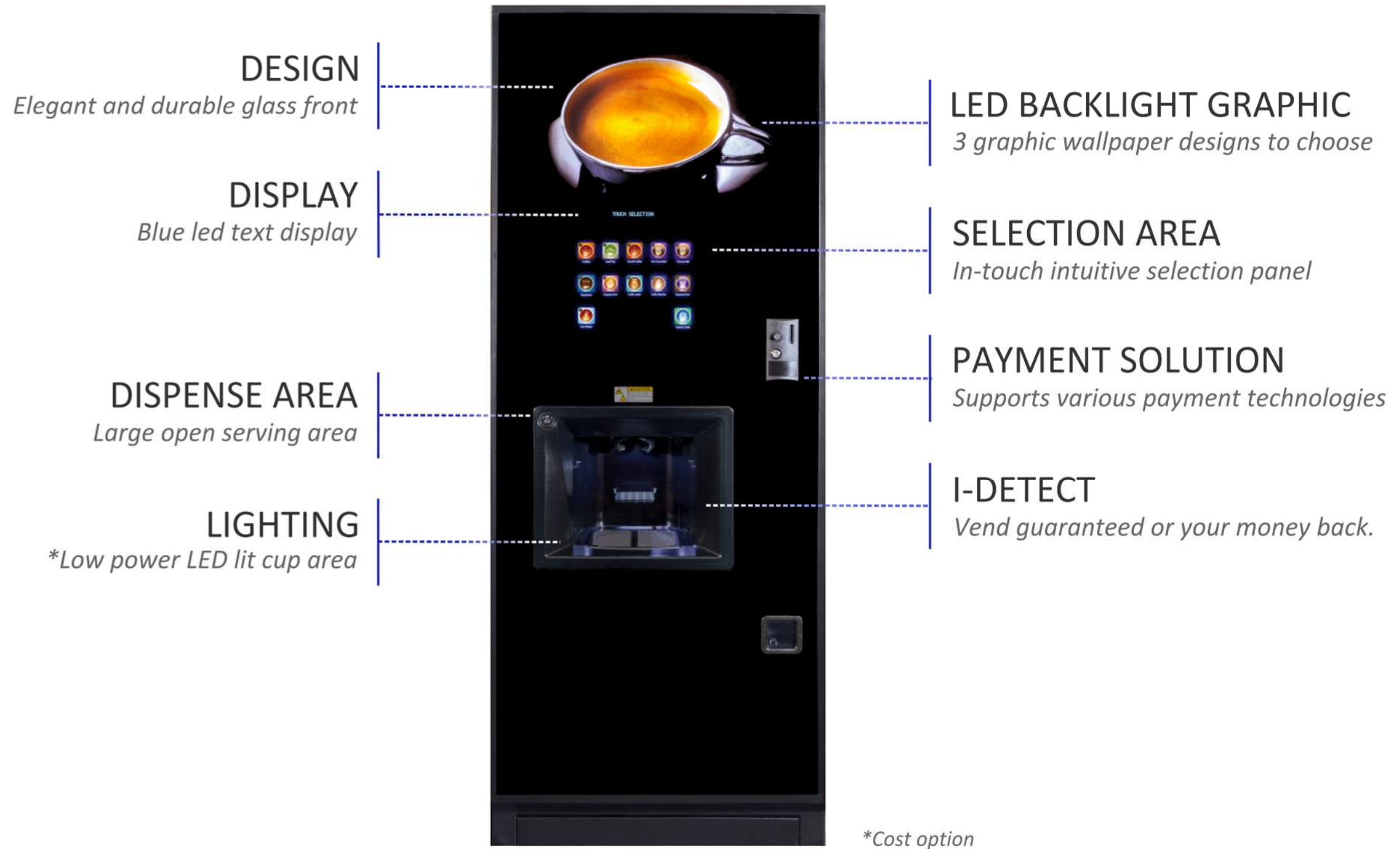


Introduction

elegant *Adjective*

Describes an idea, plan, or solution that is clever but simple, and therefore attractive

Meet Neo



Anatomy

INTEGRAL HYGIENE

Cleaning function & hot water shower hose

PRODUCT CONTAINERS

Removable soluble product container

SOLUBLE TECHNOLOGY


Single piece moving technology

TECHNOLOGY

CONNECTIVITY

USB CONNECTION

*TEXT ALERT



MM03 PROFESSIONAL GRINDER

Variable grind

COFFEE DOSER

Consistent coffee volume every service

LEAF TEA

Paperless brewer system

ESPRESSO GROUP

V10 or V20 Barista group- Up to 14 gr

Planet



ENERGY LEARN

Inbuilt learning technology

LIGHTING

Low consumption LED lighting

CUP SENSOR

Allows own cup use - less waste

BREWERS

Paperless - less waste

CONSUMPTION

Consumes 86 watt/hour* * Independently tested

COMPONENTS

90% are recycable

Technical data



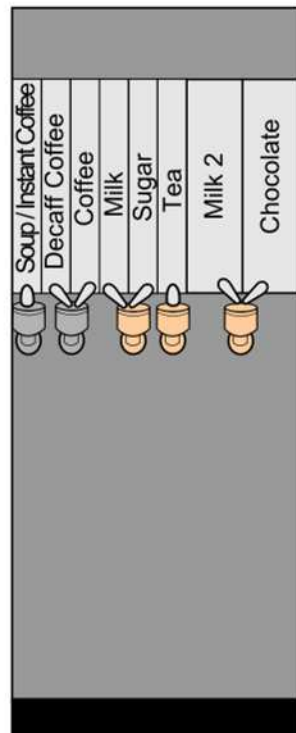
VERSATILE NEO

INSTANT
SINGLE FRESH BREW TEA
DOUBLE FRESH BREW
TRIPLE FRESH BREW
BEAN TO CUP
ESPRESSO
ESPRESSO BARISTA

The Line-Up

NEO INSTANT

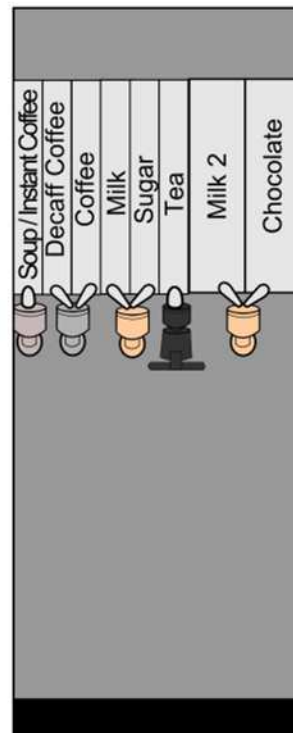
The most basic range in Neo



CAPACITY	kg	gr
Instant Coffee	1Kg	625
Milk Powder	2.7Kg	675
Milk Granules	1.3Kg	325
Milk2 Powder	5.3 Kg	1325
Milk2 Granules	2.5 Kg	625
Chocolate	5.3Kg	265
Sugar	3.5Kg	583
Soup	2.25Kg	187
Instant tea	1Kg	833

NEO SFBT

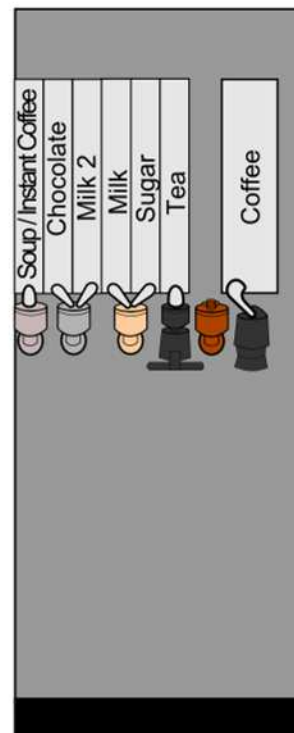
Add fresh leaf tea to your beverage menu



CAPACITY	kg	gr
Instant Coffee	1Kg	625
Milk Powder	2.7Kg	675
Milk Granules	1.3kg	325
Milk2 Powder	5.3Kg	1325
Milk2 Granules	2.5 Kg	625
Chocolate	5.3Kg	265
Sugar	3.5 Kg	583
Soup	2.25Kg	187
Leaf tea	1.8Kg	720

NEO DFB

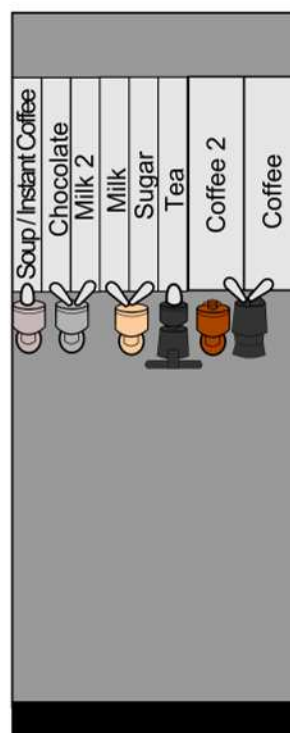
Fresh leaf tea and coffee in a single machine



CAPACITY	kg	gr
Fresh Coffee	1.4Kg	175
Milk Powder	2.7Kg	675
Milk Granules	1.3Kg	325
Milk2 Powder	2.7 Kg	675
Milk2 Granules	1.3 Kg	325
Chocolate	2.7Kg	135
Sugar	3.5Kg	583
Soup	2.25Kg	187
Leaf tea	1.8Kg	720

NEO TFB

Offer three freshly made hot beverages



CAPACITY	kg	gr
Fresh Coffee	1.4Kg	175
Milk Powder	2.7Kg	675
Milk Granules	1.3Kg	325
Milk2 Powder	2.7 Kg	675
Milk2 Granules	1.3 Kg	325
Chocolate	2.7Kg	135
Sugar	3.5Kg	583
Soup	2.25Kg	187
Leaf tea	1.8Kg	720

NEO BTC

It includes Bean to Cup technology system



CAPACITY	kg	gr
Coffee Beans	3Kg	375
Milk Powder	2.7Kg	675
Milk Granules	1.3Kg	325
Milk2 Powder	2.7Kg	675
Milk2 Granules	1.3Kg	325
Chocolate	2.7Kg	135
Sugar	3.5Kg	583
Soup	2.25Kg	187
Leaf tea	1.8Kg	720

NEO ESPRESSO

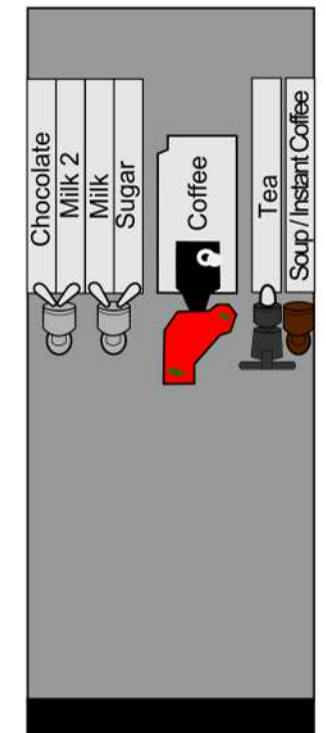
Offer a true espresso coffee and freshly made tea.



CAPACITY	kg	gr
Coffee Beans	1.88 Kg	235
Milk Powder	2.7Kg	675
Milk Granules	1.3Kg	325
Milk2 Powder	2.7Kg	675
Milk2 Granules	1.3Kg	325
Chocolate	3.5Kg	135
Sugar	2.25Kg	583
Soup	1.8Kg	187
Leaf tea		720

NEO ESPRESSO BARISTA

Offer 14gr true espresso coffee and freshly made tea.



CAPACITY	kg	gr
Coffee Beans	1.88Kg	235
Milk Powder	2.7Kg	675
Milk Granules	1.3Kg	325
Milk2 Powder	2.7Kg	675
Milk2 Granules	1.3Kg	325
Chocolate	2.7Kg	135
Sugar	3.5Kg	583
Soup	2.25Kg	187
Leaf tea	1.8Kg	720

gr in Standard Cup

Instant Coffee	1.6gr	Bean Coffee	4gr	Milk Powder	4gr	Chocolate	20gr	Soup	12gr	Instant Tea	1,2 gr
Fresh Coffee	8gr	Leaf tea	2.5gr	Milk Granules	4gr	Sugar	6gr	Cups	1		



Common Configurations

NEO SFBC	NEO FBC	NEO DFB	NEO TFB	NEO FBC
Wide range of beverage selections including fresh coffee	2/3 fresh coffee option in a single machine	Offer 3 coffee variety and fresh leaf tea	2 fresh coffee option in a single machine	Offer 4 coffee variety
CAPACITY Fresh Coffee 1.4 Kg 175 Milk Powder 2.7Kg 675 Milk Granules 1.3kg 325 Milk2 Powder 2.7 Kg 675 Milk2 Granules 1.3 Kg 325 Chocolate 2.7 Kg 135 Sugar 3.5 Kg 583 Soup 2.25Kg 187 Instant tea 1 Kg 833	CAPACITY Fresh Coffee 1 1.4 Kg 175 Fresh Coffee 2 1.4 Kg 175 Milk Powder 2.7 Kg 675 Milk Granules 1.3Kg 325 Milk2 Powder 2.7 Kg 675 Milk2 Granules 1.3 Kg 325 Chocolate 2.7Kg 135 Sugar 3.5Kg 583 Soup 2.25Kg 187 Instant tea 1 Kg 833	CAPACITY Fresh Coffee 1.4Kg 175 Milk Powder 2.7Kg 675 Milk Granules 1.3Kg 325 Instant Coffee 1 Kg 625 Instant Decaff 1 Kg 625 Chocolate 2.7Kg 135 Sugar 3.5Kg 583 Soup 2.25Kg 187 Leaf tea 1.8Kg 720	CAPACITY Fresh Coffee 1 1.4 Kg 175 Fresh Coffee 2 1.4 Kg 175 Milk Powder 2.7 Kg 675 Milk Granules 1.3Kg 325 Milk2 Powder 2.7 Kg 675 Milk2 Granules 1.3 Kg 325 Chocolate 2.7Kg 135 Sugar 3.5Kg 583 Soup 2.25Kg 187 Instant tea 1 Kg 833	CAPACITY Fresh Coffee 1.4Kg 175 Fresh Coffee 2 1.4 Kg 175 Milk Powder 2.7Kg 675 Milk Granules 1.3Kg 325 Instant Coffee 1 Kg 625 Instant Decaff 1 Kg 625 Chocolate 2.7Kg 135 Sugar 3.5Kg 583 Soup 2.25Kg 187 Instant tea 1 Kg 833

in Standard Cup


Instant Coffee	1.6gr	Bean Coffee	4gr	Milk Powder	4gr	Chocolate	20gr	Soup	12gr	Instant Tea	1,2 gr
Fresh Coffee	8gr	Leaf tea	2.5gr	Milk Granules	4gr	Sugar	6gr	Cups	1		

Beverage Menu

COFFEE-SHOP BEVERAGE MENU

Coffee, tea, Americano, Hot Chocolate, chocomilk, espresso, espresschoc, cappuccino, mocha, caffe latte, Soup, Decaffeinated Coffee, hot water, ...

 Coffee 1 based beverages;
Instant, Fresh Ground, B2C or Espresso.  Tea based beverages;
Instant or leaf tea.



 Decaffeinated coffee pre-selection;
Displays the decaffeinated beverage menu.

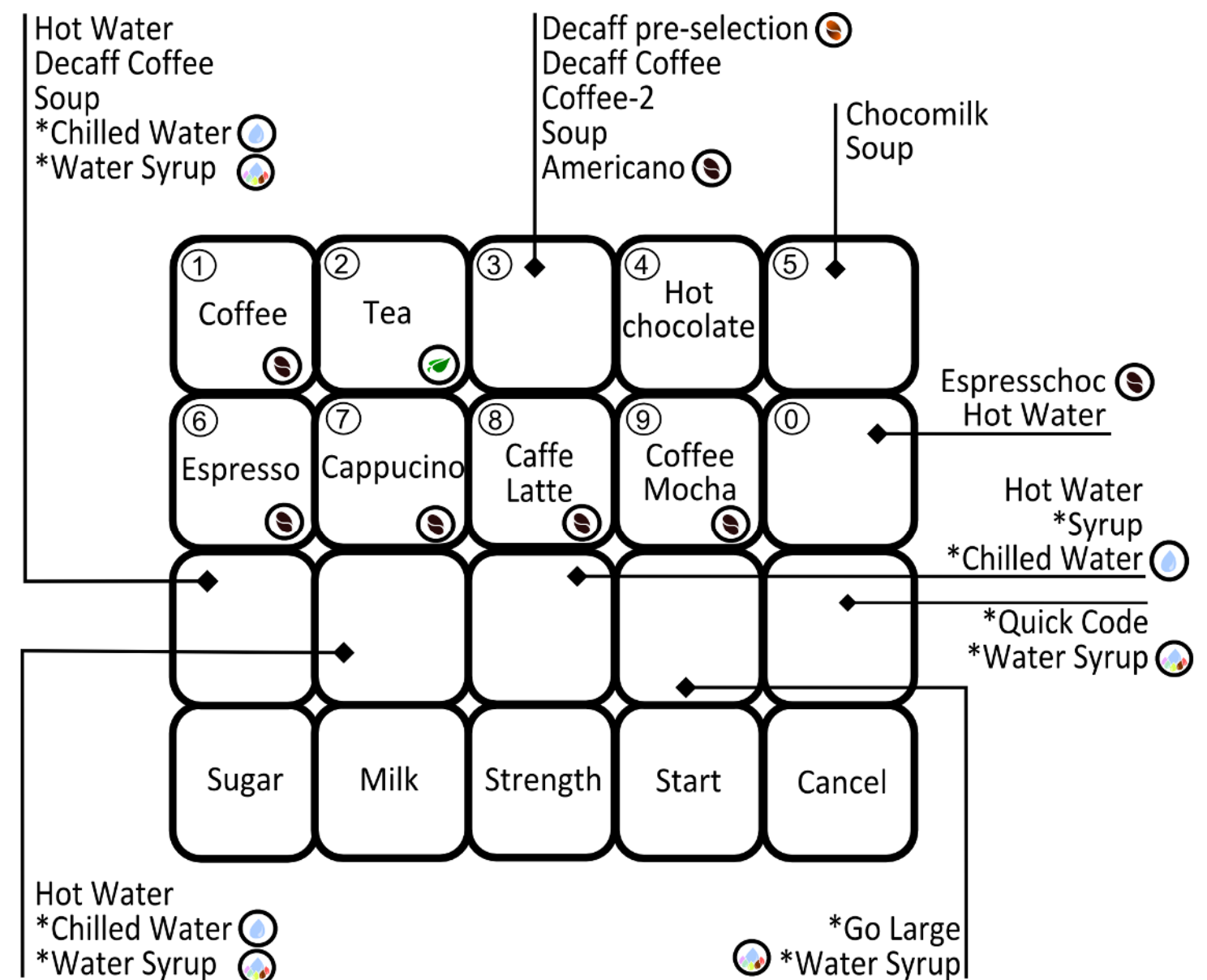
ALTERNATIVES

Cup Only
Hot water own Cup instead Hot water
Instant Mocha, latte and espresschoc using Coffe-2

COST OPTION

Quick Code, Go large, Chilled water and syrup.

 *Chilled Water or Chilled Water own cup
Still or Sparkling  *Water Syrups
Still or Sparkling



Integration

